



Caratteristiche: Il sistema componibile Damian è stato progettato per restituire un elevato comfort grazie alle proporzioni equilibrate, alle forme morbide e generose rendendolo molto accogliente. È caratterizzato da un cuscino-schienale speciale, al cui interno è racchiuso un meccanismo, che gli permette di essere alzato e abbassato con un semplice gesto per raggiungere la massima comodità. Il sistema Damian poggia a terra tramite un piede cilindrico in metallo brunito che ne completa il design. Presenta un elevato numero di divani, elementi, laterali, angoli, angoli laterali, dormeuse, chaise longue, pouf e l'elemento Couch. Un modulo versatile che può convivere nella composizione o arredare il living come un pezzo unico, disponibile anche nella versione double creando un relax personalizzato. Il rivestimento è completamente sfoderabile ad eccezione della versione in pelle. **Struttura:** Fusto in legno massello e multistrato, imbottito in poliuretano espanso indeformabile, a densità differenziata e fibra poliestere. Prerivestimento con velfodera e tela cotone. Piedi in metallo brunito. **Imbottiture cuscini:** Cuscini-Schienale in fibra poliestere con inserto in poliuretano indeformabile e ergonomico. I cuscini di seduta sono in poliuretano espanso indeformabile a densità differenziata e fibra poliestere. Cuscini decorativi sono completamente in fibra poliestere. Tutte le imbottiture sono interamente prerivestite in tela di cotone.

Features: The Damian modular system is designed to provide high comfort thanks to its balanced proportions, its soft and generous shapes, making it very welcoming. It is characterized by a special backrest cushion, having a mechanism inside, which allows the backrest to be raised or lowered easily to reach the maximum comfort. Damian lies on the floor on a cylindrical foot in burnished metal enhancing its design. It features a large number of sofas, elements, side pieces, corners, side corners, dormeuse, chaise longue, poufs and the element Couch. A versatile module to be used in the sectionals or as a freestanding element in the living room, also available in the double version, creating a customized relax. The cover, except the leather version, is completely removable. **Structure:** Frame made of solid wood and plywood, padded with non-deformable polyurethane foam of different densities and polyester fibre. Pre-cover with Velfodera and cotton fabric. Feet are in burnished metal. **Cushion padding:** Backrest cushions made of polyester fibre with insert in non-deformable and ergonomic polyurethane. The seat cushions made of non-deformable polyurethane foam with different densities and polyester fibre. Throw pillows are entirely in polyester fibre. All padding are entirely covered in fabric lining.

Eigenschaften: Das Sitzsystem Damian wurde entworfen um ein hohes Komfort anzubieten, dank seiner ausgewogenen Proportionen und seines weichen und großzügigen Design, die das Gefühl von Bequemlichkeit erhöhen. Es zeichnet sich durch ein besonderes Rückenissen aus, das mit einem Mechanismus ausgestattet ist, und das die Möglichkeit das Rückenissen anzuheben und abzusenken, und damit das maximalen Komfort zu erreichen. Damian liegt auf dem Boden über zylindrische Füße auf brüniertes Metall, die das Design der Kollektion kennzeichnen. Damian ist in einer großen Auswahl an Sofas, Elementen, Seiten-, Eck- und Seiteneckelemente, Dormeuse, Chaise Longue, Hocker und eine Couchelement erhältlich. Couch ist ein vielfältiges Modul, das nicht nur in Kombination sondern auch als Freistehendes Element einsetzbar ist. Couch ist auch in einer Doppelversion erhältlich, creando un relax personalizzato. Die Bezüge sind komplett abnehmbar, außer bei der Lederausführung. **Struktur:** Korpus aus Massiv- und Mehrschichtholz, gepolstert mit formstabilem Polyurethanschaum mit unterschiedlicher Dichte und Polyesterfaser. Schonbezug mit Velfodera und Baumwollstoff. Füße aus brüniertes Metall. **Kissenpolsterung:** Rückenissen aus Polyesterfaser mit formstabilem, ergonomischem Polyurethaneinsatz. Sitzkissen aus formstabilem Polyurethanschaum unterschiedlicher Dichte und Polyesterfaser. Die Wurfkissen sind vollständig mit Polyesterfaser gefüllt. Alle Polster haben einen Baumwollschonbezug.

PIEDE FOOT FUSS

Cilindrico in metallo brunito
Cylindrical burnished metal
Zylindrisch brüniertes Metall



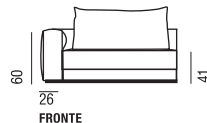
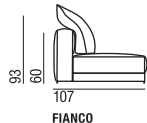
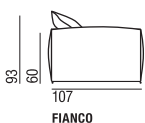
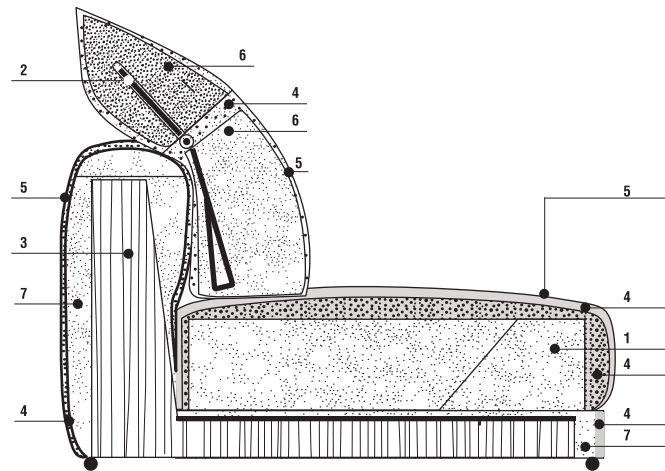
FRONTE . FRONT. FRONTANSICHT.

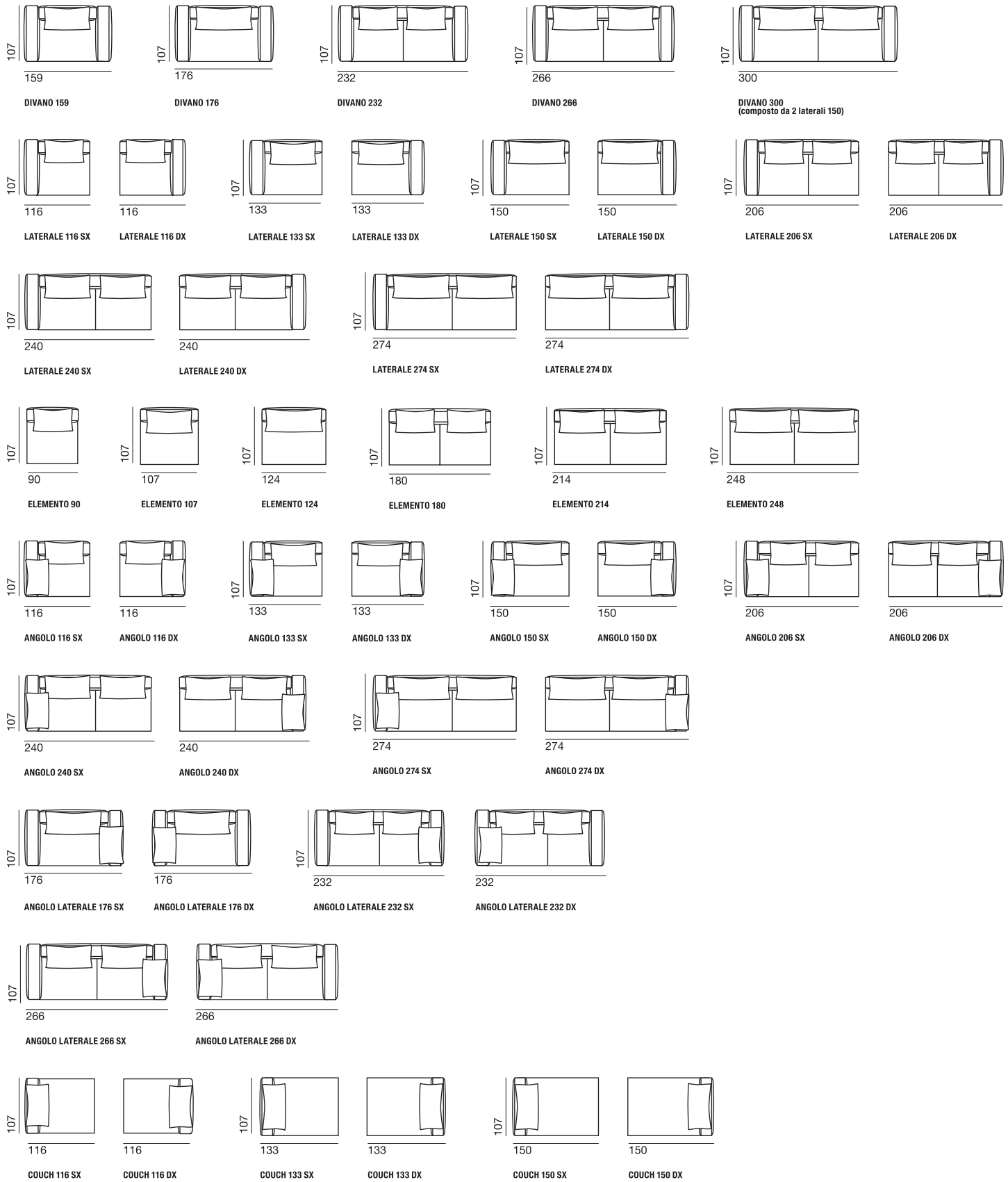


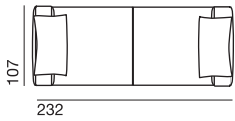
FIANCO. SIDE. FRONTANSICHT.

SEZIONE SECTION SEKTION

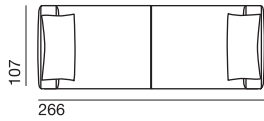
- 1: Poliuretano a densità differenziata.
Differentiated density polyurethane.
Polyurethan unterschiedlicher Dichte.
- 2: Meccanismo in metallo. Metal mechanism.
Metallmechanismus.
- 3: Fusto in legno massello e multistrato.
Frame in solid wood and plywood.
Korpus aus Massivholz, und schichtverleimt.
- 4: Fibra Poliestere. Polyester Fibre. Polyesterfaser.
- 5: Fodera in tela. Fabric lining. Schonbezug.
- 6: Inserto in Poliuretano. Polyurethane Insert.
Kern aus Polyurethan.
- 7: Poliuretano. Polyurethane. Polyurethan.



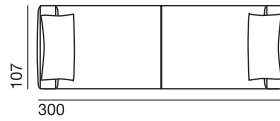




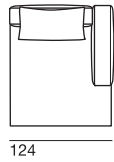
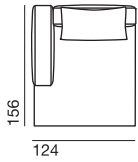
DOUBLE COUCH 232
(composto da 2 couch 116)



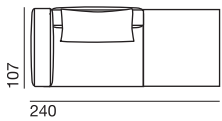
DOUBLE COUCH 266
(composto da 2 couch 133)



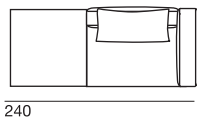
DOUBLE COUCH 300
(composto da 2 couch 150)



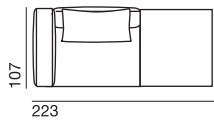
CHAISE LONGUE 124 SX **CHAISE LONGUE 124 DX**



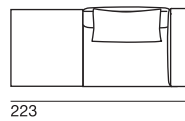
DORMEUSE 240 SX
(composta da 1 laterale 150 e 1 pouf 90x107)



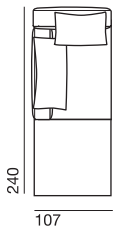
DORMEUSE 240 DX
(composta da 1 laterale 150 e 1 pouf 90x107)



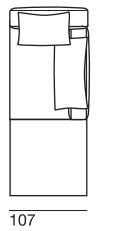
DORMEUSE 223 SX
(composta da 1 laterale 133 e 1 pouf 90x107)



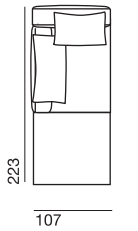
DORMEUSE 223 DX
(composta da 1 laterale 133 e 1 pouf 90x107)



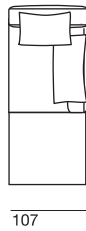
DORMEUSE ANGOLO 240X107 SX
(composta da 1 angolo 150 e 1 pouf 90x107)



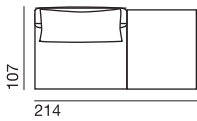
DORMEUSE ANGOLO 240X107 DX
(composta da 1 angolo 150 e 1 pouf 90x107)



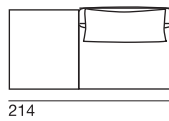
DORMEUSE ANGOLO 223X107 SX
(composta da 1 angolo 133 e 1 pouf 90x107)



DORMEUSE ANGOLO 223X107 DX
(composta da 1 angolo 133 e 1 pouf 90x107)




TERMINALE 214 SX
(composto da 1 elemento 124 e 1 pouf 90x107)



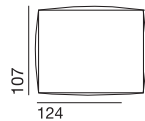
TERMINALE 214 DX
(composto da 1 elemento 124 e 1 pouf 90x107)



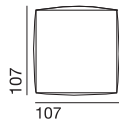
FRONTE



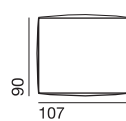
FIANCO



POUF 124x107



POUF 107x107



POUF 90x107



CUSCINO BONBON 30X30



CUSCINO BONBON 40X40